

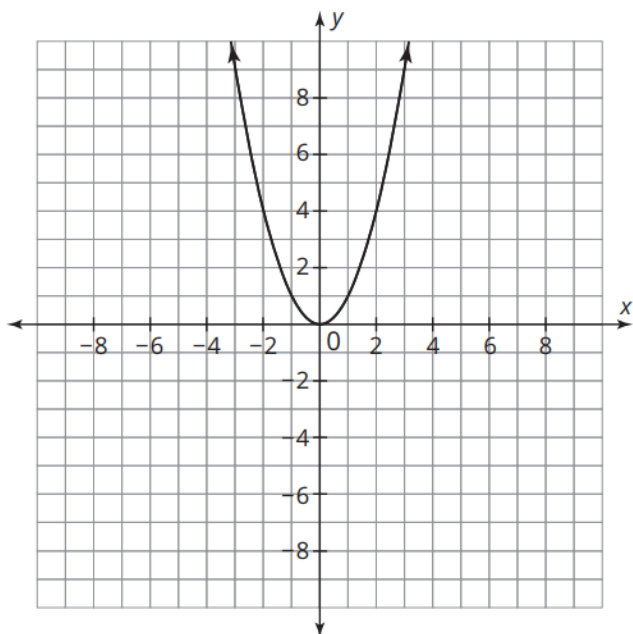


Name: _____

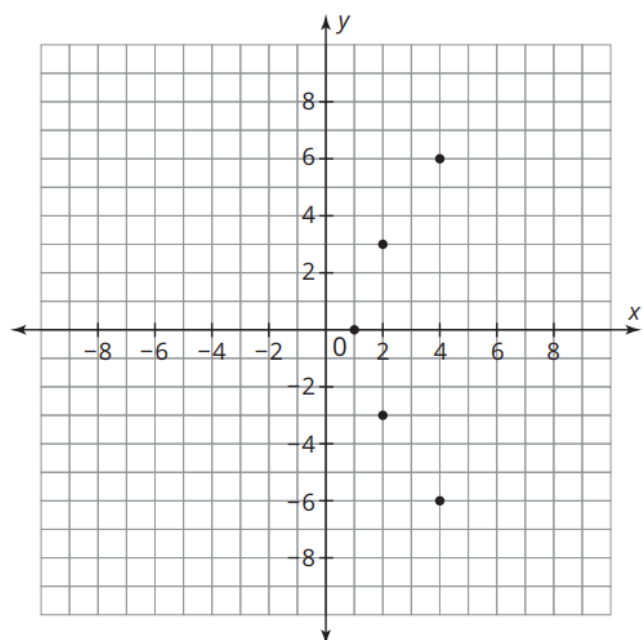
Date: _____ Per: _____

IM1 – 02 Key Characteristics of Graphs (Practice 02, Version 2)

- Analyze the following graph, and determine its key characteristics:



- Analyze the following graph, and determine its key characteristics:



Circle One for Each Row

- Function or Not a Function
- Continuous or Discrete
- Curved or Straight Line(s)
- Increasing, Decreasing, Both, or Neither

Circle & Fill in the Blank

- Absolute Minimum: Yes / No, Location: _____
- Absolute Maximum: Yes / No, Location: _____
- Relative Minimum: Yes / No, Location: _____
- Relative Maximum: Yes / No, Location: _____

Fill in the Blanks using Inequality Notation

- Domain: _____
 - Interval(s) of Increase: _____
 - Interval(s) of Decrease: _____
- Range: _____

Circle One for Each Row

- Function or Not a Function
- Continuous or Discrete
- Curved or Straight Line(s)
- Increasing, Decreasing, Both, or Neither

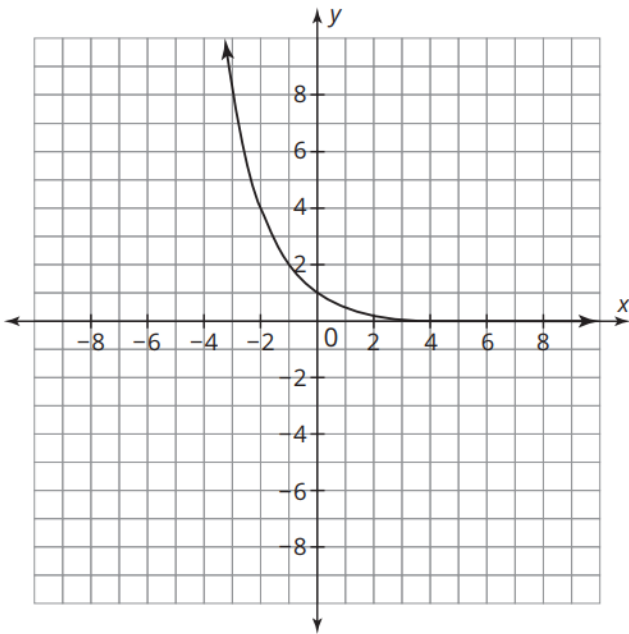
Circle & Fill in the Blank

- Absolute Minimum: Yes / No, Location: _____
- Absolute Maximum: Yes / No, Location: _____
- Relative Minimum: Yes / No, Location: _____
- Relative Maximum: Yes / No, Location: _____

Fill in the Blanks using Inequality Notation

- Domain: _____
 - Interval(s) of Increase: _____
 - Interval(s) of Decrease: _____
- Range: _____

3. Analyze the following graph, and determine its key characteristics:



Circle One for Each Row

1. Function or Not a Function
2. Continuous or Discrete
3. Curved or Straight Line(s)
4. Increasing, Decreasing, Both, or Neither

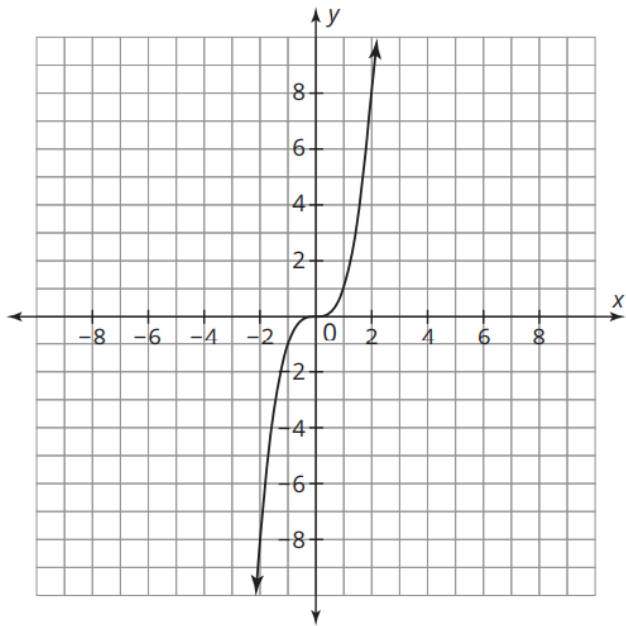
Circle & Fill in the Blank

5. Absolute Minimum: Yes / No, Location: _____
6. Absolute Maximum: Yes / No, Location: _____
7. Relative Minimum: Yes / No, Location: _____
8. Relative Maximum: Yes / No, Location: _____

Fill in the Blanks using Inequality Notation

9. Domain: _____
 - Interval(s) of Increase: _____
 - _____
 - Interval(s) of Decrease: _____
 - _____
10. Range: _____

4. Analyze the following graph, and determine its key characteristics:



Circle One for Each Row

1. Function or Not a Function
2. Continuous or Discrete
3. Curved or Straight Line(s)
4. Increasing, Decreasing, Both, or Neither

Circle & Fill in the Blank

5. Absolute Minimum: Yes / No, Location: _____
6. Absolute Maximum: Yes / No, Location: _____
7. Relative Minimum: Yes / No, Location: _____
8. Relative Maximum: Yes / No, Location: _____

Fill in the Blanks using Inequality Notation

9. Domain: _____
 - Interval(s) of Increase: _____
 - _____
 - Interval(s) of Decrease: _____
 - _____
10. Range: _____